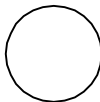


CULTURED STONE®

12" WIDE CHISELED WALL CAP-CMU WALL

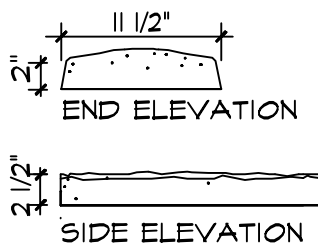
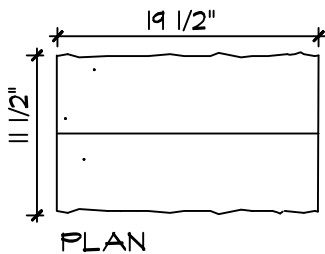


SCALE: 1 1/2" = 1'-0"

COPYRIGHT 2006 Owens Corning

detail is set to display properly using
Architxt.shx font

csd_wc_12capcmu_c
issued 04/21/2006



12" WALL CAP PROFILE